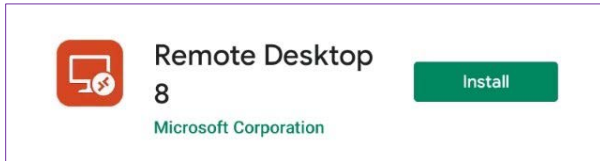


## T-Mobile Tablet

In order to use the Labstats Application you will need to have the **Remote Desktop 8** downloaded to your device.

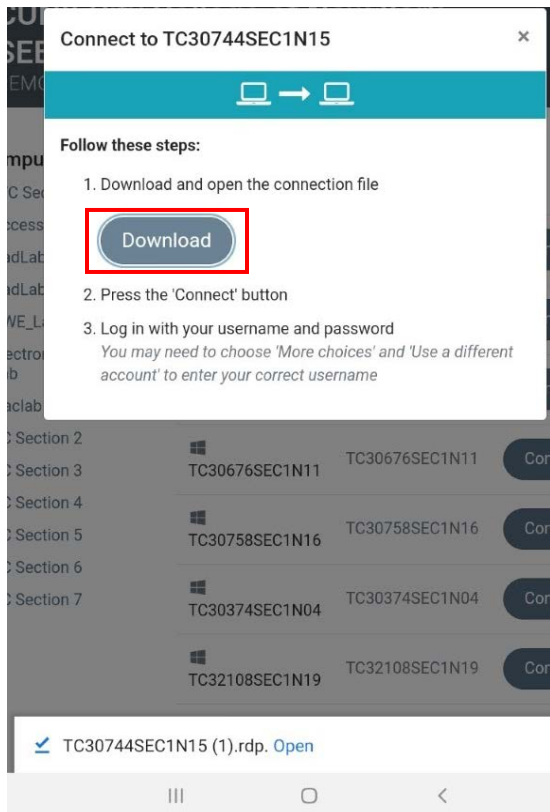
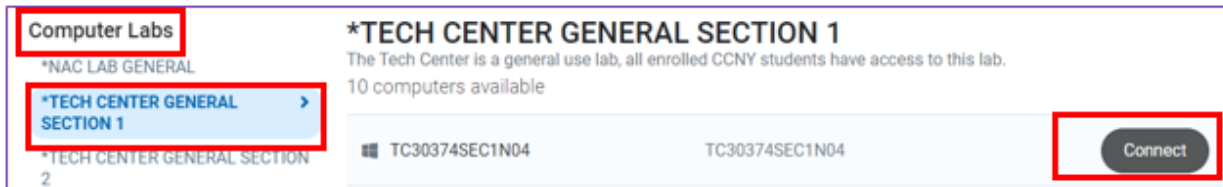
1. To download the Remote Desktop, go to the **Apps store**, on the table, search for Remote Desktop 8, and click **Install**.



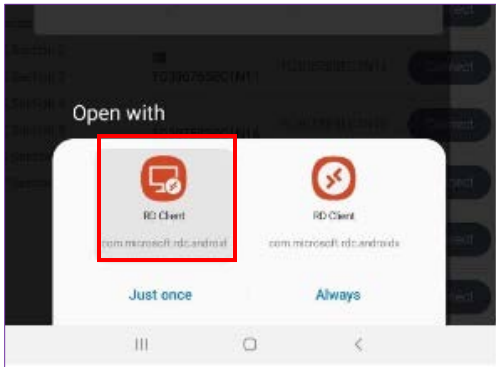
2. **To access Labstats**

Link: <https://remoteaccess.labstats.com/City-College-of-New-York>

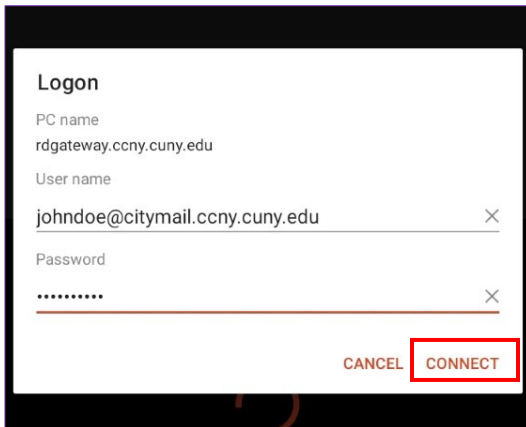
3. Under the **Computer Labs** column, select the lab section you will like to connect to, and click **Connect** next to the computer. Click **Download**.



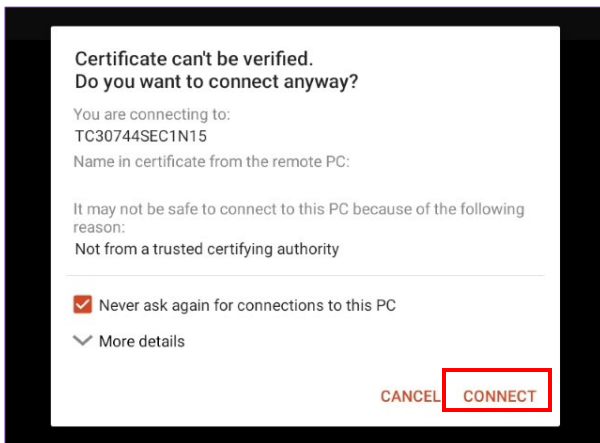
4. Select the **RD Client** to open the downloaded file with (Remote Desktop 8).



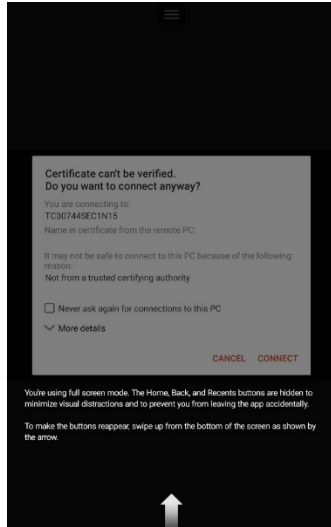
5. Log into the app using your Citymail credentials as shown in the picture below.



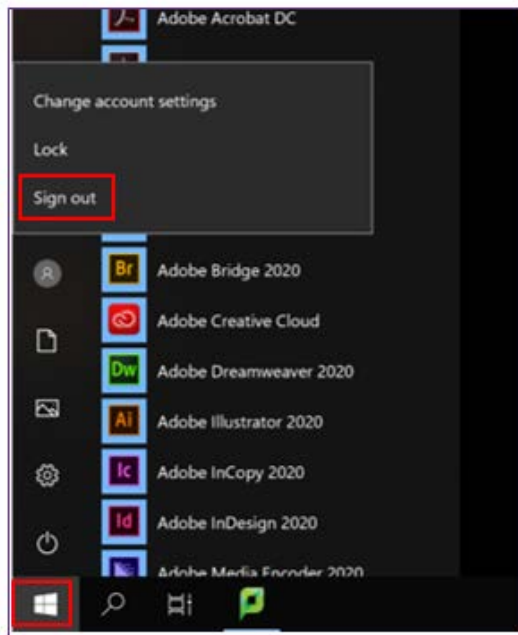
6. **Connect** to the certificate that pops up after signing in.



- Once connected, by sliding a finger up from the bottom of the screen can bring up a keyboard to type while in full screen mode.



- When finished with the session, click on the **Start menu** (on the remote computer)



- Click on your avatar followed by the **Sign Out** option. This will sign you out from the remoted computer. **DO NOT click Shut Down, or Restart it will not allow for users to access this workstation.**